

# Dental Implant Institute™ of Las Vegas 2006 Calendar



JANUARY						
S	M	T	W	Th	F	Sa
1	2	3	4	5	6	7
8	9	10	11	12	13	14
15	16	17	18	19	20	21
22	23	24	25	26	27	28
29	30	31				

FEBRUARY						
S	M	T	W	Th	F	Sa
				1	2	3
5	6	7	8	9	10	11
12	13	14	15	16	17	18
19	20	21	22	23	24	25
26	27	28				

MARCH						
S	M	T	W	Th	F	Sa
			1	2	3	4
5	6	7	8	9	10	11
12	13	14	15	16	17	18
19	20	21	22	23	24	25
26	27	28	29	30	31	

APRIL						
S	M	T	W	Th	F	Sa
						1
2	3	4	5	6	7	8
9	10	11	12	13	14	15
16	17	18	19	20	21	22
23/30	24	25	26	27	28	29

■ HARVARD CERTIFICATE COURSE

MAY						
S	M	T	W	Th	F	Sa
	1	2	3	4	5	6
7	8	9	10	11	12	13
14	15	16	17	18	19	20
21	22	23	24	25	26	27
28	29	30	31			

JUNE						
S	M	T	W	Th	F	Sa
					1	2
4	5	6	7	8	9	10
11	12	13	14	15	16	17
18	19	20	21	22	23	24
25	26	27	28	29	30	

◆ SOLD OUT

JULY						
S	M	T	W	Th	F	Sa
						1
2	3	4	5	6	7	8
9	10	11	12	13	14	15
16	17	18	19	20	21	22
23/30	24/31	25	26	27	28	29

◆ SOLD OUT

AUGUST						
S	M	T	W	Th	F	Sa
		1	2	3	4	5
6	7	8	9	10	11	12
13	14	15	16	17	18	19
20	21	22	23	24	25	26
27	28	29	30	31		

◆ SOLD OUT

SEPTEMBER						
S	M	T	W	Th	F	Sa
					1	2
3	4	5	6	7	8	9
10	11	12	13	14	15	16
17	18	19	20	21	22	23
24	25	26	27	28	29	30

OCTOBER						
S	M	T	W	Th	F	Sa
1	2	3	4	5	6	7
8	9	10	11	12	13	14
15	16	17	18	19	20	21
22	23	24	25	26	27	28
29	30	31				

NOVEMBER						
S	M	T	W	Th	F	Sa
				1	2	3
5	6	7	8	9	10	11
12	13	14	15	16	17	18
19	20	21	22	23	24	25
26	27	28	29	30		

DECEMBER						
S	M	T	W	Th	F	Sa
					1	2
3	4	5	6	7	8	9
10	11	12	13	14	15	16
17	18	19	20	21	22	23
24/31	25	26	27	28	29	30

## Mission Statement

In May 1939, Dr. Alvin Edward Strock published an article in the American Journal of Orthodontics and Oral Surgery titled "Experimental Work on a Method for the replacement of Missing Teeth by Direct Implantation of Metal Support into the Alveolus"

Since that time our society has split atoms, traveled to the moon and created microprocessors. Advances in implant dentistry have been no less profound. However, many dentists from around the world still do not recognize implants as a part of dentistry and would be disappointed at our professions' laggard approach to dental implants as a viable and superior form of tooth replacement.

We have personally seen implants evolve for over ten years and now believe that the time has come to take implantology to the next level. We have been consumed by a vision of bringing like minded leading practitioners together and providing a place where, as a group, we can overcome 65 years of resistance towards dental implants. After many sleepless nights, hard work and the infinite patience of our family, the Dental Implant Institute of Las Vegas was founded as a facility dedicated to the continuing education of implant dentistry. The Institute's esteemed faculty is made up of leading clinicians who are dedicated to making our vision a reality. Their humbleness, knowledge of our profession and views on implant dentistry will allow us to collectively bring our vision to fruition, by making dental implants a worldwide standard.

*We humbly welcome you all to share the vision and passion that we and the faculty have for implant dentistry, by being a part of taking it to the next level.*

Leon Chen, DMD, MS  
CEO and Founder

Jennifer Cha, DMD, MS  
Director



**Leon Chen, DMD, MS**

CEO and Founder of The Dental Implant Institute

**Dr. Leon Chen** is a Fellow and Diplomate of the International Congress of Oral Implantology and visiting clinical instructor for the Implant Department of the Harvard University School of Dental Medicine. Dr. Chen is also a main podium speaker for The American Academy of Periodontology, The International Implant Symposium, The International Congress of Oral Implantology, and The European Federation of Parodontology. Dr. Chen was nominated to participate in the advisory board of scientific council in the German and Italian journal of Implantology and Parodontology. He is also an editor for the International Magazine for Oral Implantology, and the medical advisor for LV Health. As a published author he has lectured extensively on dental implants and cosmetic soft tissue grafts both nationally and internationally. Dr. Chen also received the Rear Admiral Kevin F Delaney's *Keeping America Strong* award, as seen on the special television series The Heartbeat of America, presented by William Shatner.

Receiving a scholarship to Harvard University School of Dental Medicine, he graduated with honors. He received his Masters of Science and certificate in Periodontology from Northwestern University. Dr. Chen is well respected for pioneering the techniques of Hydraulic Sinus Condensing™, Vertical Translation for Root Coverage and Vertical Translation for Primary Closure. Having placed over 10,000 implants during his career, Dr. Chen is a sought after consultant for numerous implant and dental instrument companies for his concepts of new designs. He holds numerous patents for implant and surgical instruments. Dr. Chen also operates several practices and is the CEO, and Founder of The Dental Implant Institute of Las Vegas which is affiliated with Harvard University School of Dental Medicine.



**Jennifer Cha, DMD, MS**

President of The Dental Implant Institute

**Dr. Jennifer Cha** is a Fellow and Diplomate of the International Congress of Implantologists and Visiting Clinical Instructor for the Implant Department of the Harvard University School of Dental Medicine. She has a certificate in Periodontology. She is a main podium speaker at the American Academy of Periodontology, the International Congress of Oral Implantology, the Women's Dental Study Group, the National Dental Network and was nominated to participate in the advisory board of scientific council in the German and Italian Journal of Implantology and Parodontology. She was voted Number One Top Dentist in the city of Henderson, and Top Female Dentist in the city of Las Vegas.

Dr. Cha is a member of the Elite Female Speakers in Dentistry and also received the Rear Admiral Kevin F. Delaney's *Keeping America Strong* Award, as seen on the special television series The Heartbeat of America, presented by William Shatner.

Dr. Cha received her DMD from Washington University Dental School. She received her Masters of Science and certificate in Periodontology from Northwestern University. In addition, she was voted by her peers as a top periodontist in the city of Las Vegas. She is a published author in numerous scientific journals and is the medical advisor for LV Health.

Dr. Cha is the President, and Co-Founder of the Dental Implant Institute-International and Founder of the Dental Implant Institute Business System.

Our Implant “101” Crash Course was designed specifically for dentists who wish to incorporate dental implants into their clinical practice right away. During the course you will experience at least two live surgeries and hands-on workshops with basic prosthodontic training that clearly demonstrates simple implant placements and restorations in both maxillary and mandibular situations. This course will teach you both single tooth and multiple tooth implant placements and restorations. You will learn simplified implant delivery from surgical placement to restorative treatment in a predictable low stress fashion placing emphasis on cost containment and efficiency. This course will also teach you how to identify and avoid pitfalls, and potential problems that may arise to prepare you for simple implant cases in your own practice. We will give you a number of pearls to align and locate the right position for implant placement for both function and esthetic regions. This vital information will prepare you for advanced implant courses.

## Course Objectives

Upon completion of this course the clinicians should be able to treatment plan dental implants and place dental implants at their current clinical practice. Learn how to recognize potential complications. Understand how implant dentistry will increase the production and profitability in your practice. Become as comfortable using implant dentistry in your daily treatment plan as you are placing a single filling. Finally, the implant surgeon will have a more thorough understanding of dental implant therapy which will ultimately improve overall care for patients.

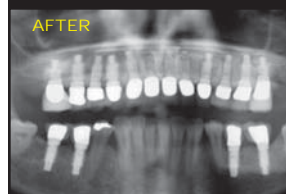
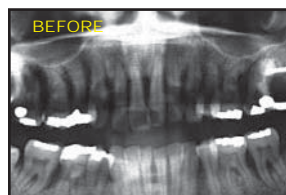
## Who Should Attend

- Doctors who want to begin placing implants in their practice.
- Doctors who have only placed external hex implants, but want to add implants with internal connections and/or tapered implants into their practice.
- Doctors who would like a refresher course with the newest, easiest techniques to place an implant right away.

*“When I came to the Dental Implant Institute to take the Hydraulic Sinus Condensing course, I was already placing implants in my own practice. After taking three advanced courses at the Dental Implant Institute, I realized I needed to sharpen my implant skills. The best course to get back to the basic of implant dentistry was the “101” course. It completes the entire concept of thinking outside of the box.”*

**Evan Georgieff, DDS - California**

## Introduction to Implant Dentistry – 16 CEU’s



## Speakers

- **Leon Chen, DMD, MS**
- **Jennifer Cha, DMD, MS**
- **Evan Georgieff, DDS**
- ...and other invited faculty

## Course Dates

- January 2 -28
- March 17-18
- April 28-29
- June 16-17
- September 22-23
- October 20-21
- December 8- 9

## Sponsored by:

**Lifecore or DENTSPLY**

## Tuition

- Doctor: \$2,695
- Assistant: \$695

## Agenda

### Friday

- 8:00 am - 9:00 am Breakfast
- 9:00 am - 12:00 pm Lecture
- 12:00 pm - 1:00 pm Lunch

**1:00 pm - 3:00 pm** *Live surgery in Real time*

- 3:00 pm - 5:00 pm Lecture/Discussion
- 5:30 pm Dinner

### Saturday

- 8:00 am - 9:00 am Breakfast
- 9:00 am - 12:00 pm** *Workshop*
- 12:00 pm - 1:00 pm Lunch

**1:00 pm - 3:00 pm** *Live surgery in Real Time*

- 3:00 pm - 5:00 pm Recap and close

Note: Times of live surgery and hands-on workshops vary at each course

All educational activities are independent of commercial influences. CEU's and hands-on materials provided by the sponsoring companies.

As the treatment for dental implant therapy becomes more and more in demand, the focus for all patients is Esthetics. Placing implants in the anterior esthetic zone of all patients are the most challenging and difficult, since they are all seeking that esthetic appearance. Dental Implant Institute™ of Las Vegas has designed a course focusing on how to achieve this for the patients. This course will focus on how to place implants correctly in the most esthetically challenging areas for proper angulations with an adequate amount of soft tissue contour. The Dental Implant Institute™ combined this surgical technique course with the Immediate Load and Immediate Temporization course. The Immediate Load and Immediate Temporization is the key factor for the achievement of the Esthetic Zone.

## Course Objectives

After completing this course the clinician will be able to select the right types of cases to treatment plan and perform immediate temporization over implants. This concept is a patient driven treatment planning concept to increase case acceptance. Doctor will be able to provide to their patient the “teeth in a day” concept. The best suited for immediate temporization cases are anterior esthetic zones to preserve soft tissue, and fully edentulous cases for patients who seek immediate gratification.

## Who Should Attend

Doctors who have placed implants in the past and would like to expand their skills and accommodate patients’ demands of “teeth in a day.”

*“Thank you very much for the excellent course I just attended. Even more impressive were your handouts and attention to detail throughout the day. Besides the excellent instructions and demonstrations by Drs. Chen and Cha, your facility is one step beyond state of the art. I appreciate the little things the Institute does to make the learning and fellowship experience above and beyond the norm. You guys make the Ritz Carlton look average.”*


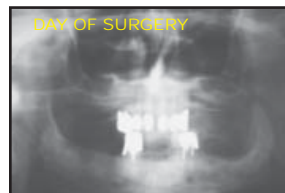
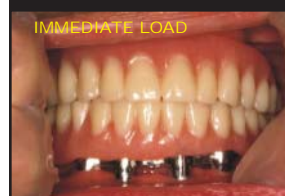
**Dan Mayeda, DDS - Hawaii**

*“Please show Leon these cases that I did just recently after finishing the course.*

*Thank you so much for teaching me. It was priceless.”*

**Minesh Patel, DDS - United Kingdom**

## Intermediate Dentistry – 16 CEU’s



## Speakers

- Leon Chen, DMD, MS
- Jennifer Cha, DMD, MS
- ...and other invited faculty

## Course Dates

- June 2 -3
- June 14-15 (International) **Sold out**
- October 6-7

**Sponsored by:**

**DENTSPLY**

## Tuition

- Doctor: \$3,190
- Assistant: \$795

## Agenda

### Friday

- 8:00 am - 9:00 am Breakfast
- 9:00 am - 12:00 pm Lecture
- 12:00 pm - 1:00 pm Lunch

**1:00 pm - 3:00 pm** **Live surgery**  
**Real time**

- 3:00 pm - 5:00 pm Lecture/Discussion
- 5:30 pm Dinner

### Saturday

- 8:00 am - 9:00 am Breakfast
- 9:00 am - 12:00 pm** **Workshop**
- 12:00 pm - 1:00 pm Lunch

**1:00 pm - 3:00 pm** **Live surgery**  
**Real Time**

- 3:00 pm - 5:00 pm Recap and close

Note: Times of live surgery and hands-on workshops vary at each course

All educational activities are independent of commercial influences. CEU's and hands-on materials provided by the sponsoring companies.

Implant Complication Management™ has been voted the “Hottest Lecture Topic” amongst DIILV Alumni courses for the past three years. With the rising number of implant cases every year, it is a natural fact that complications may arise which can range from a simple loose abutment screw to total fixture failures or damages to vital anatomical structures. These types of complications can occur in your own practice, or a patient may come to you with an already existing problem. ICM focuses on solutions for the best method to present and address problems when they arise.

### ICM Part I “*Fixture Complications*”

- Recognizing the cause of implant complications
- Possible solutions to the complication
- Presenting the complications to the patient in a ethical manner
- Reversing the implant complication

### ICM Part II “*Anatomical Vital Structure Complication*”

- Recognizing and avoiding the pitfalls of complications to vital anatomical structures
- Recognizing the degree of damage to vital anatomical structures
- Best methods of minimally reversing the damage to vital anatomical structures (Oral-Antral Communication, Sinusitis, Nerve Damage, Bony Dehesence and Fenestration)
- Explaining the reversal process of the complication to the patient

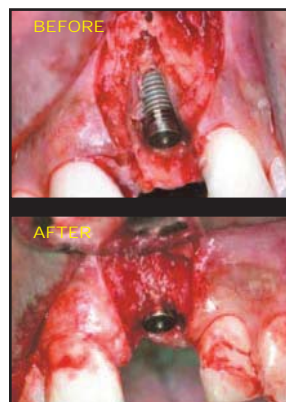
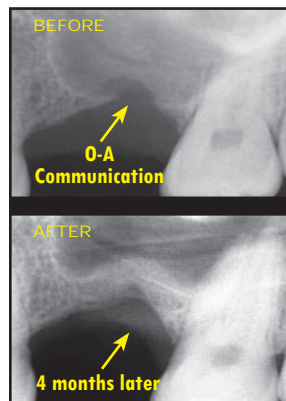
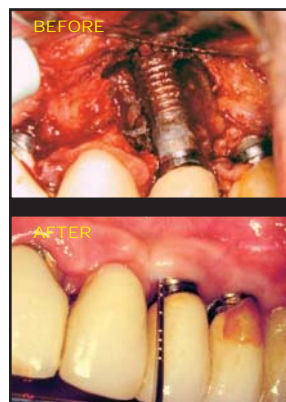
## Course Objectives

After completing this course the clinician should be able to treat and manage various types of implant failures due to surgical, prosthetic, and peri-implantitis. The clinician should be able to recognize potential pitfalls of a particular case at the treatment planning stage to avoid potential complications. When complications arise, he or she will be able to determine the best solution to solve the problem either by repair with bone grafting, and/or by implant removal and re-implantation. This course also gives the clinician the ability to manage soft tissue around the implant to correct implant esthetic failures.

## Who Should Attend

- Doctors who want to learn how to reverse complications when such cases arise
- Doctors who want to turn a failing case into a positive outcome
- Doctors who would like to place implants into a more challenging area
- Doctors who would like to increase their case acceptance without turning away patients

## Intermediate to Advanced Dentistry – 16 CEU’s



## Speakers

- Leon Chen, DMD, MS
- Jennifer Cha, DMD, MS
- ...and other invited faculty

## Course Dates

- May 19-20
- August 11-12 (International) **Sold out**
- December 1-2

Sponsored by: **Osteohealth, Harvest or Lifecore**

## Tuition

- Doctor: \$3,190
- Assistant: \$795

*“I first read about Dr. Chen’s technique for correction of oral-antral communication on the internet. Also featured was a picture taken during procedure. I had doubts about the claims made on his web site. Oral-antral communication is a difficult lesion to correct that often arises after traumatic dental extractions. This causes constant infection of the sinus area but generally there was little that could be done. I never thought to attend a course given by a dentist before, but having attended this course it was truly a learning experience. The procedure was pioneered by Dr. Chen and I was truly amazed. It is easy to produce good and healthy results. I would strongly recommend this course to all dentists and otolaryngologists”*

**Alan H. Lin, MD, Otolaryngologist - Alumni of Johns Hopkins University**

*“Very useful and practical information. Your course allows one to have a higher degree of confidence in treating patients. The concepts are innovative and allow one to think outside the box”*

**Eric Taylor, DDS, Periodontist, Diplomate - Michigan**

All educational activities are independent of commercial influences. CEU’s and hands-on materials provided by the sponsoring companies.

Hydraulic Sinus Condensing™ (HSC) is today's premier technique for sinus augmentation. Less invasive than prior sinus augmentation techniques, HSC utilizes water and air pressure to prevent membrane perforation, with condensers to gently build up the sinus floor. This course will show how to perform HSC in any situation, including cases with severely atrophic maxilla, septum presence and steeply sloping sinus floors. You will also learn HSC with immediate implant placement and platform switching for initial stabilization. Never before has Sinus Condensing been so easy to perform and so easy on your patients. This course will open your eyes to the future of maxillary implant dentistry.

## Course Objectives

This course is intended for an audience of general practitioners or specialists who would like to be able to place dental implants under the maxillary sinus. Various different methods of sinus augmentations are discussed. However, this course will teach primarily the *Hydraulic Sinus Condensing™* technique developed by the lecturer, Leon Chen. This technique is taught step by step with the new armamentarium required for the new procedure. Possible membrane perforation management is discussed as well as other possible complications and how to manage these potential complications. The dentist will be able to tackle cases involving only 1mm of native bone under the maxillary sinus with ease and be able to place implants simultaneously. Immediate extraction sinus augmentations, implant placement all in one are also discussed.

## Who Should Attend

- Doctors with implant placement experience
- Doctors who desires to learn the MGT. of sinus augmentation
- Doctors seeking alternative techniques for sinus augmentation other than the traditional techniques.

*"It was such an advantage to observe your surgical techniques first hand. I learned a lot of new little 'tricks' from you to improve my sinus grafting procedures. I especially liked the instruments you developed and will order some for my own use."*

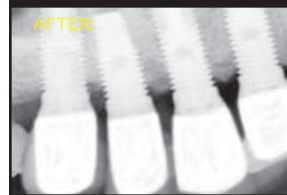
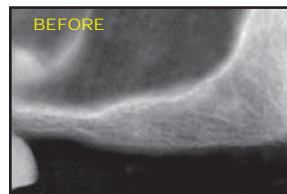
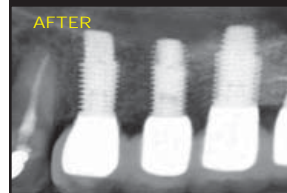
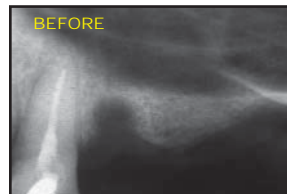
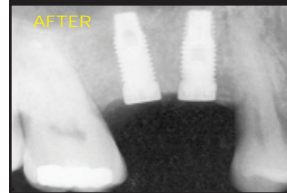
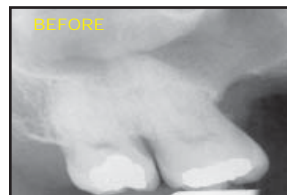
Raymond Yukna, DMD, MS, Chair of Perio. Dept. - LSU

*"The course presentation and clinical cases were presented clearly. The technique was explained thoroughly ...After attending, I actually returned and trusted Dr. Cha to complete a Sinus Lift, and implant placement on me."*

Bill Ogborn, DDS, Oral Surgeon - Missouri

# Hydraulic Sinus Condensing™ "401"

## Advanced Dentistry – 16 CEU's



## Speakers

- Leon Chen, DMD, MS
- Jennifer Cha, DMD, MS
- ...and other invited faculty

## Course Dates

- January 13-14
- March 3-4
- April 7 - 8
- May 26-27
- July 7-8
- September 29-30
- November 17-18

## Sponsored by:

*BioHorizons or Lifecore*

## Tuition

- Doctor: \$3,895
- Assistant: \$895

## Agenda

### Friday

- 8:00 am - 9:00 am Breakfast
- 9:00 am - 12:00 pm Lecture
- 12:00 pm - 1:00 pm Lunch

**1:00 pm - 3:00 pm** *Live surgery in Real time*

- 3:00 pm - 5:00 pm Lecture/Discussion
- 5:30 pm Dinner

### Saturday

- 8:00 am - 9:00 am Breakfast
- 9:00 am - 12:00 pm** *Workshop*
- 12:00 pm - 1:00 pm Lunch

**1:00 pm - 3:00 pm** *Live surgery in Real Time*

- 3:00 pm - 5:00 pm Recap and close

Note: Times of live surgery and hands-on workshops vary at each course

All educational activities are independent of commercial influences. CEU's and hands-on materials provided by the sponsoring companies.

Intermediate to Advanced Dentistry – 16 CEU's

With growing esthetic demands brought on by the Baby Boomer generation, gingival esthetics are an increasingly important part of having beautiful smile. Root Coverage is the hottest topic in perioplastic surgery. Current techniques with sub-epithelial connective grafts and biocompatible membranes are shown to have high success rates but still experience some disadvantages. Vertical Translation for Root Coverage uses a new incision design combined with a bone graft cocktail to achieve high success rate and predictability.

You will learn how to use VTT for Root Coverage over natural teeth and dental implants. The course also emphasizes papilla regeneration, and achieving primary closure using this technique. You will be shown how to perform full-arch root coverage in a single visit. Never before has it been so easy to fix the periodontal defects present in both your current and new patients. You will never turn away another patient due to uncertainty or the predictability of a procedure.

This course is designed to elevate your knowledge in your everyday clinical practice. For example, incision design, bone-grafting materials, flap design, tissue manipulation, and especially suturing techniques to prevent less chance of premature exposure of the wound.

**Agenda**

**Friday**

- 8:00 am - 9:00 am Breakfast
- 9:00 am - 12:00 pm Lecture
- 12:00 pm - 1:00 pm Lunch
- 1:00 pm - 3:00 pm Live surgery**
- 3:00 pm - 5:00 pm Lecture/Discussion
- 5:30 pm Dinner

**Saturday**

- 8:00 am - 9:00 am Breakfast
- 9:00 am - 12:00 pm Lecture or Live surgery**
- 12:00 pm - 1:00 pm Lunch
- 1:00 pm - 3:00 pm Live surgery or Workshop**
- 3:00 pm - 5:00 pm Recap and close

Note: Times of live surgery and hands-on workshops vary at each course

**Speakers**

- Leon Chen, DMD, MS
- Jennifer Cha, DMD, MS
- ...and other invited faculty

**Course Dates**

- February 3-4
- June 23-24 (International)
- Sold Out**
- November 3-4

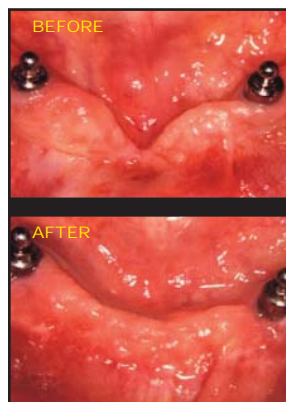
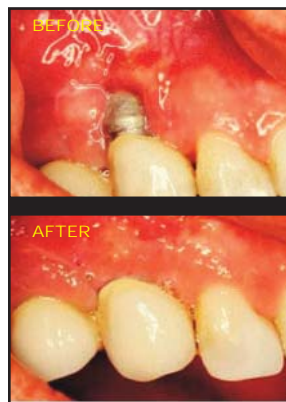
**Sponsored by:**  
**DENTSPLY**

**Tuition**

- Doctor: \$4,695
- Assistant: \$995

*All educational activities are independent of commercial influences.*

*CEU's and hands-on materials provided by the sponsoring companies.*



## Course Objectives

After completing this course the clinician should be able to place immediate implants at the time of extraction of hopeless teeth. The Clinician will be able to achieve primary closure around the bone grafting without using a membrane from a second site. The key technique to manipulate the flap to achieve primary closure can be also used for root coverage to treat gingival recessions. You will be able to place implants on an inadequate ridge by performing ridge augmentation various types of allografts, xenografts, and using synthetic bone graft materials.

## Who Should Attend

- Doctors who have placed implants in the past and would like to learn more about implant soft tissue management and bone grafting.
- Doctors seeking better suture technique to obtain Primary Closure.

*"In 25 years of Continuing Education, this is the best course that I can remember in term of facility, intellectual stimulation, audio-visual presentation and instructor quality. It should be the gold standard."*

**Paul Bederson, DDS - Maryland**

*"Dr. Leon Chen – Great course. I learned a lot and enjoyed all your terrific tips. I'm going back now to do all those cases faster and better. Dr. Cha did a wonderful job with her surgeries."*

**Clyde Umaki, DDS, Periodontist, Diplomate - Hawaii**

*"Thank you for a wonderful presentation. The entire experience was exceptional and by far the most well-organized, informative and enriching hands-on clinical course that I have had the pleasure of participating in throughout my dental career. The Vertical Translation Technique is a truly innovative and masterful step toward serving patients with gingival recession and implant thread exposure. The Institute's step up allowed the participants to concentrate solely on the techniques learned."*

**Randall Lonsbrough, DDS, Prosthodontist - California**

## Dr. Patrick Nicosia's Testimonial

*I have been performing these procedures routinely on my patients for almost three years and would welcome the opportunity to discuss this incredibly benign surgical technique with you at your convenience.*

**Patrick V. Nicosia, DDS, MS - Texas**

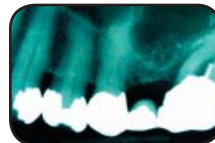


figure 1



figure 4



figure 3



figure 2



figure 5



Cocktail Reception



Lecture Time



Live Surgery



With Big Screen



Hands-On Workshop



Formal Dinner